

希少がんは希少ではない？ — 小児・AYAがんを含めた希少がん の統計

国立がん研究センター
がん対策情報センター
がん統計・総合解析研究部
片野田 耕太

「希少がんはそれほど希少ではない」

- ヨーロッパのRARECAREプロジェクト
- 希少がんを「1年間に人口10万人当たり6例未満しか発生しないがん」と定義
- 希少がんをすべて合わせると1年間に人口10万人当たり108例発生

- がん全体の22%を占める

⇒「希少ではない」

Available at www.sciencedirect.com
ScienceDirect
Journal homepage: www.elsevier.com

Rare cancers are not so rare: The rare cancer burden in Europe

Germa Gatta^{a,*}, Jan Maarten van der Zee^b, Paolo G. Casali^c, Sabine Stesling^d, Angelo Paolo Dei Tos^e, Jan Kurihar^f, Ravi Otter^g, Lisa Licitza^h, Sandra Malloneⁱ, Andrea Tavilla^j, Annalies Theras^k, Riccardo Capocaccia^l, The RARECARE working group

^a Department of Preventive and Predictive Medicine, Fondazione IRCCS Istituto Nazionale dei Tumori, Via Venezian 1, 20133 Milan, Italy
^b North East Netherlands Cancer Registry, Copernicus Cancer Centre North East, P.O. Box 130, 9700 BH Groningen, The Netherlands
^c Department of Cancer Medicine, Fondazione IRCCS Istituto Nazionale dei Tumori, Via Venezian 1, 20133 Milan, Italy
^d Department of Pathology, General Hospital of Treviso, Via Borgo Cavallotti 43, 31046 Treviso, Italy
^e Department of Clinical Oncology, Western General Hospital, Crichton Road, South, Edinburgh EH4 2XZ, UK
^f Head and Neck Cancer Medical Oncology Unit, Fondazione IRCCS Istituto Nazionale dei Tumori, Via Venezian 1, 20133 Milan, Italy
^g Department of Cancer Epidemiology, Istituto Superiore di Sanità, Viale Regina Elena 295, 00158 Rome, Italy

ARTICLE INFO

Keywords:
Rare cancers
Cancer registries
Prevalence
Incidence


ABSTRACT

Objectives: Epidemiologic information on rare cancers is scarce. The present international of Rare Cancers in Europe (RARECARE) provides a new and comprehensive list of these diseases, based on a new and comprehensive list of these diseases. The total number of rare cancers in Europe is estimated to be 108 per 100,000 people per year, which is equivalent to 1.1% of all cancer diagnoses. The prevalence of rare cancers is estimated to be 1.1% of the total cancer population in Europe.

日本版RARE CARE

- ヨーロッパのRARECAREと同様の手法
- 精度基準を満たした12の県のがん登録データ
- 希少がんをすべて合わせると1年間に人口10万人当たり75例発生
- がん全体の15%を占める
(胃がんと同じ割合)

⇒「希少ではない」



The burden of rare cancer in Japan: Application of the RARECARE definition

Tomoko Tamaki^{a,1,*}, Yiqi Dong^b, Yuko Ohno^c, Tomotaka Sobue^d, Hiroshi Nishimoto^e, Akiko Shibata^e

^aDepartment of Mathematical Health Science, Graduate School of Medicine, Osaka University, 1-7 Yamadaoka, Suita 565-0871, Osaka, Japan
^bDepartment of Social and Environmental Medicine, Graduate School of Medicine, Osaka University, 2-7 Yamadaoka, Suita 565-0871, Osaka, Japan
^cInstitute of Geriatrics, Center for Cancer Control and Informatics Science, National Cancer Center, 5-1-7 Honjo (Chuo-ku), Tokyo 100-0260, Japan

ARTICLE INFO

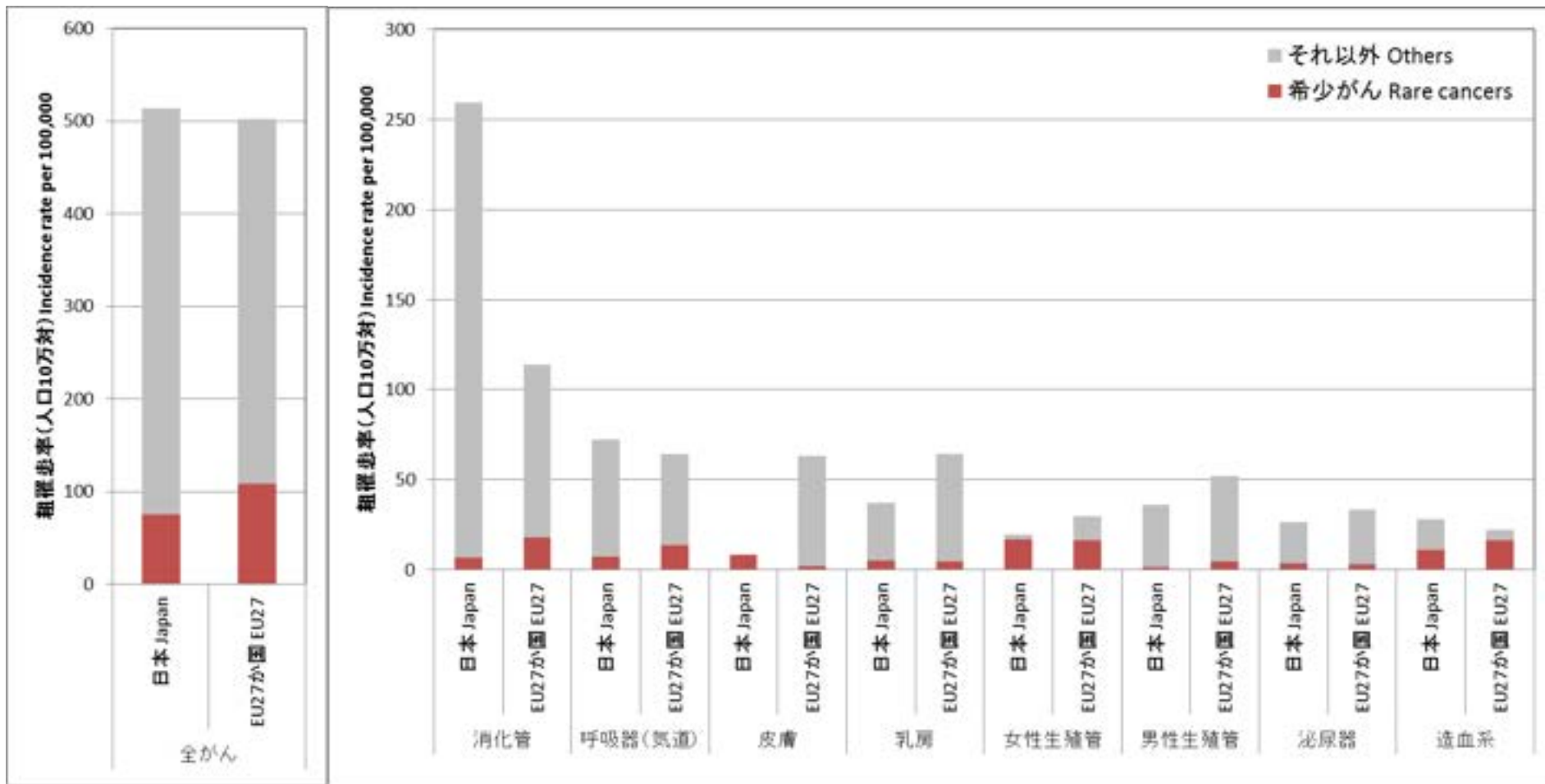
Article history:
Received 25 June 2014
Accepted 30 July 2014
Available online 23 August 2014

Keywords:
Rare cancer
Incidence
Cancer registries
Population-based

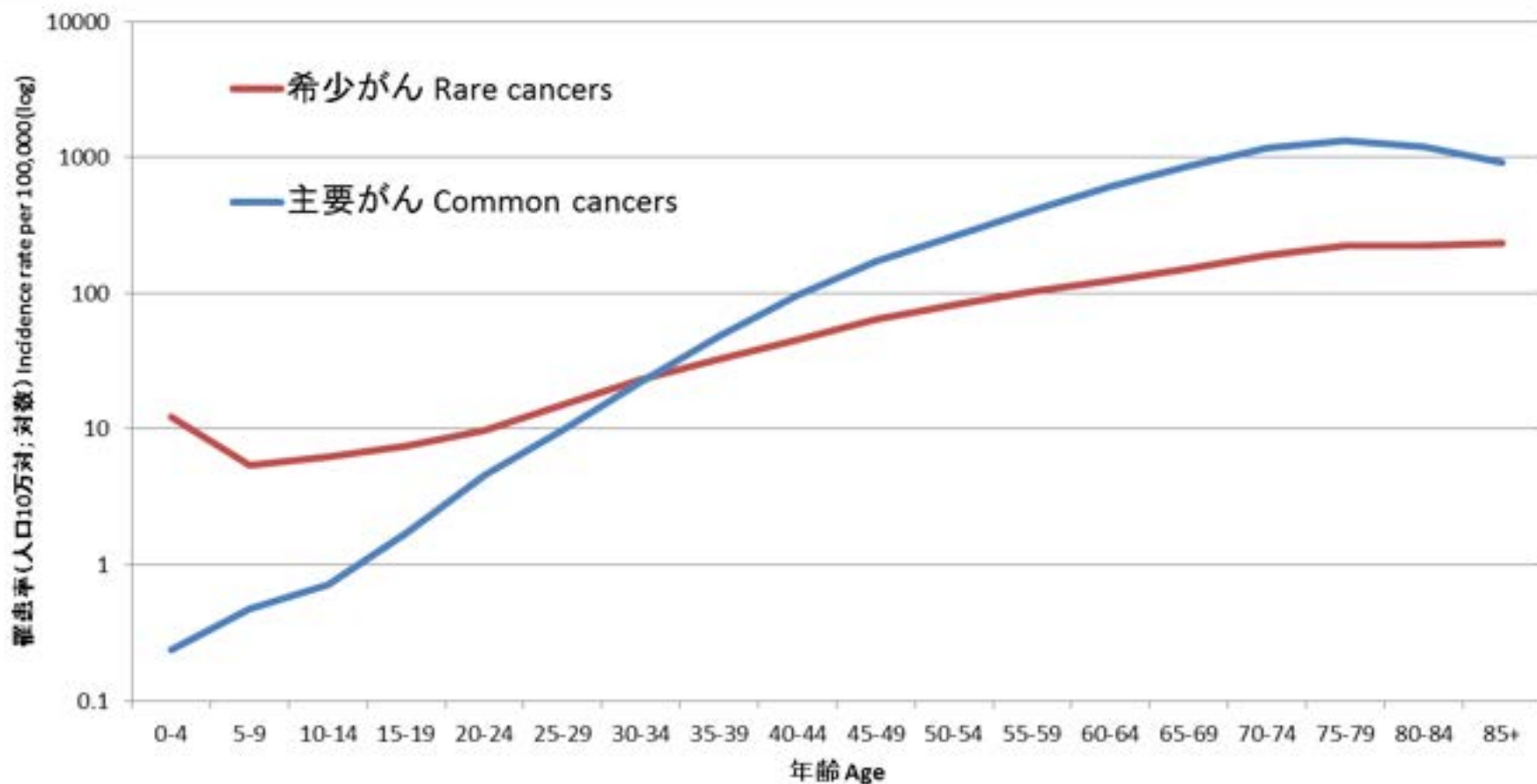
ABSTRACT

Background: Despite the fact that rare cancer is a new target of cancer control in Japan, the incidence of rare cancer is unknown and there is no generally accepted definition of rare cancers in this country. With the aim of calculating incidences of rare cancers in Japan, we therefore adopted a definition and classification of rare cancers that had been published in the European Union (EU) in 2011.
Methods: Using incidence data between 1998 and 2007 submitted by 12 of population based cancer registries in Japan that met our quality criteria and drawing on the EU definition (incidence <6 per 100,000 per year), we estimated the incidences of 843 combinations of tumor sites and histological groups and then identified the cancers that are rare in Japan.
Results: After identifying 193 combinations of tumor sites and histological groups that fit our criteria for rare cancers, we estimated their incidence to be about 75 per 100,000, which corresponds to about 94,000 new diagnoses in 2012 or approximately 1/3 of all cancer diagnoses. The categorization of rare and common cancers was almost the same in Japan as in EU.
Conclusions: The present study provides an indication of the size of the rare-cancer burden in Japan and epidemiological information to explore this. We are expecting further discussion based on our results with stakeholders in order to construct a Japanese definition of rare cancers.
© 2014 The Authors. Published by Elsevier Ltd. This is an open access article under the CC BY-NC-ND license (<http://creativecommons.org/licenses/by-nc-nd/3.0/>).

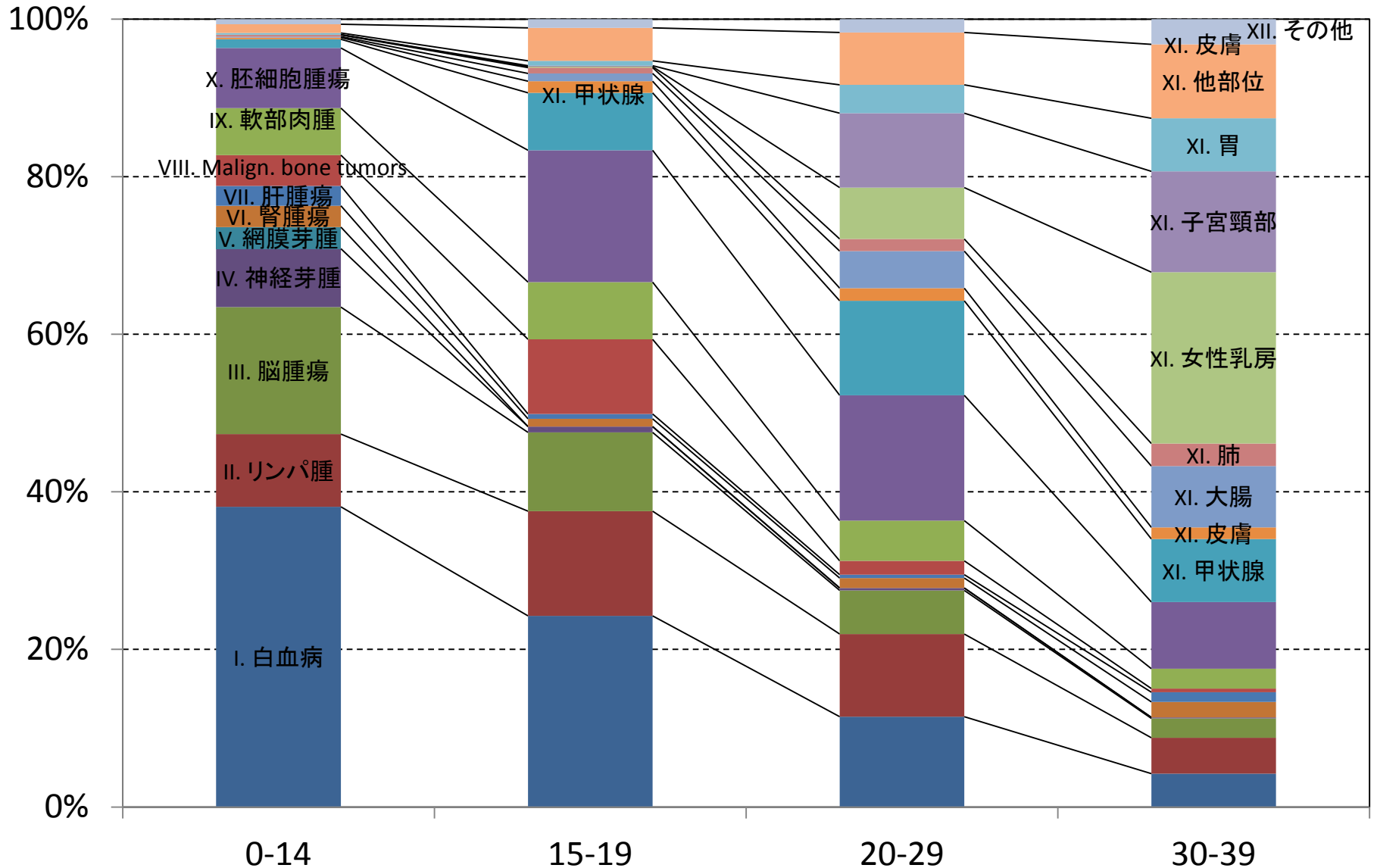
がん種によって「希少がん」の割合は異なる



年齢によって「希少がん」の割合は異なる



小児からAYA世代へのがん種の変化



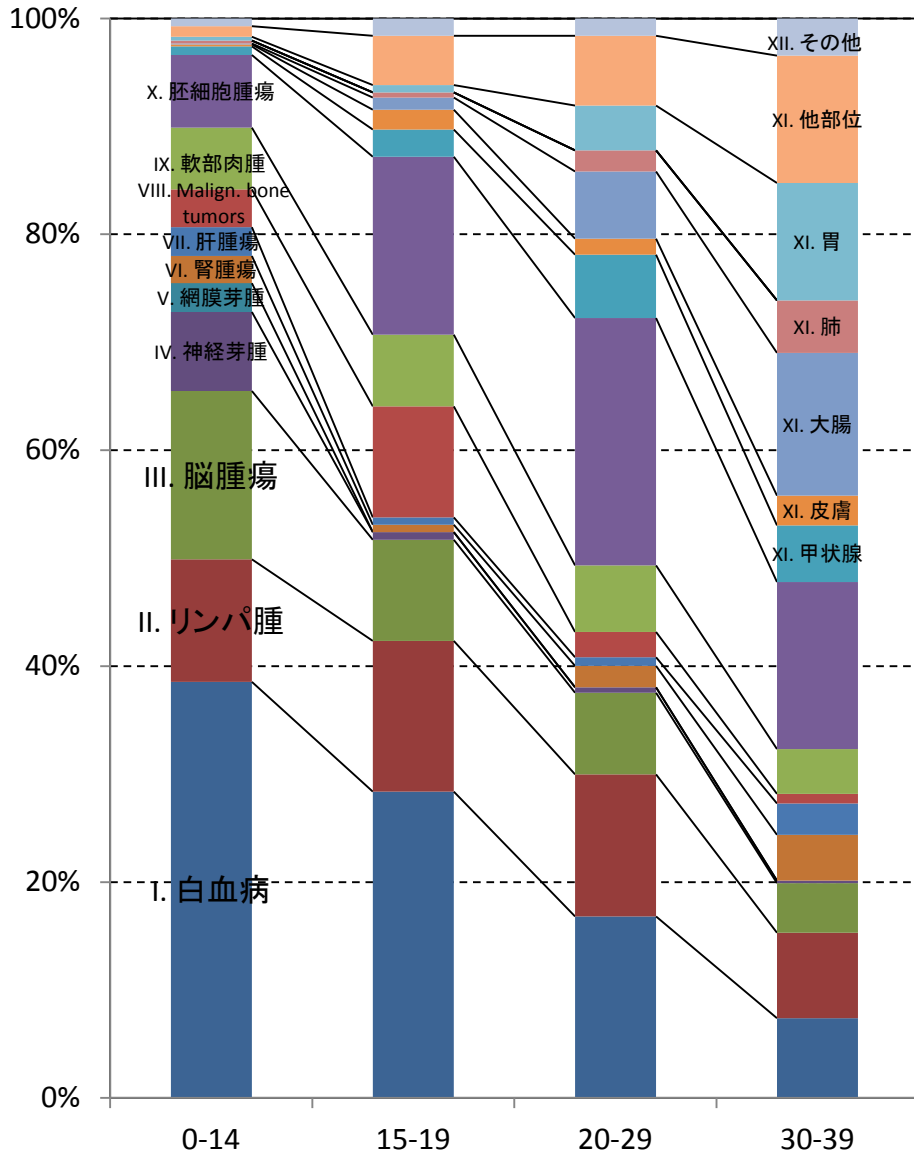
* 悪性腫瘍のみ(脳腫瘍も)

AYA: adolescent and young adult

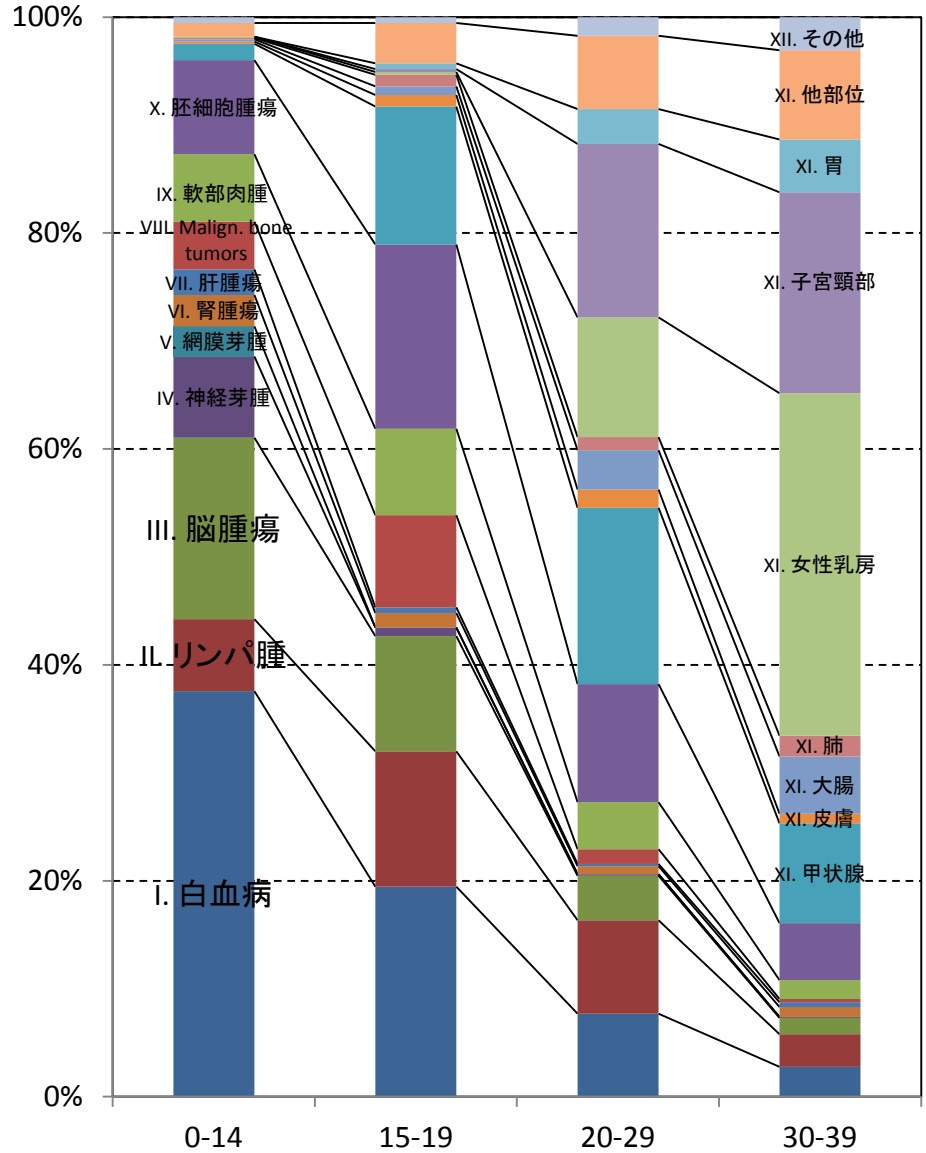
Katanoda et al. Jpn J Clin Oncol 2017; 47: 762-71(以下同じ)

特に女性でがん種の変化が大きい

Male



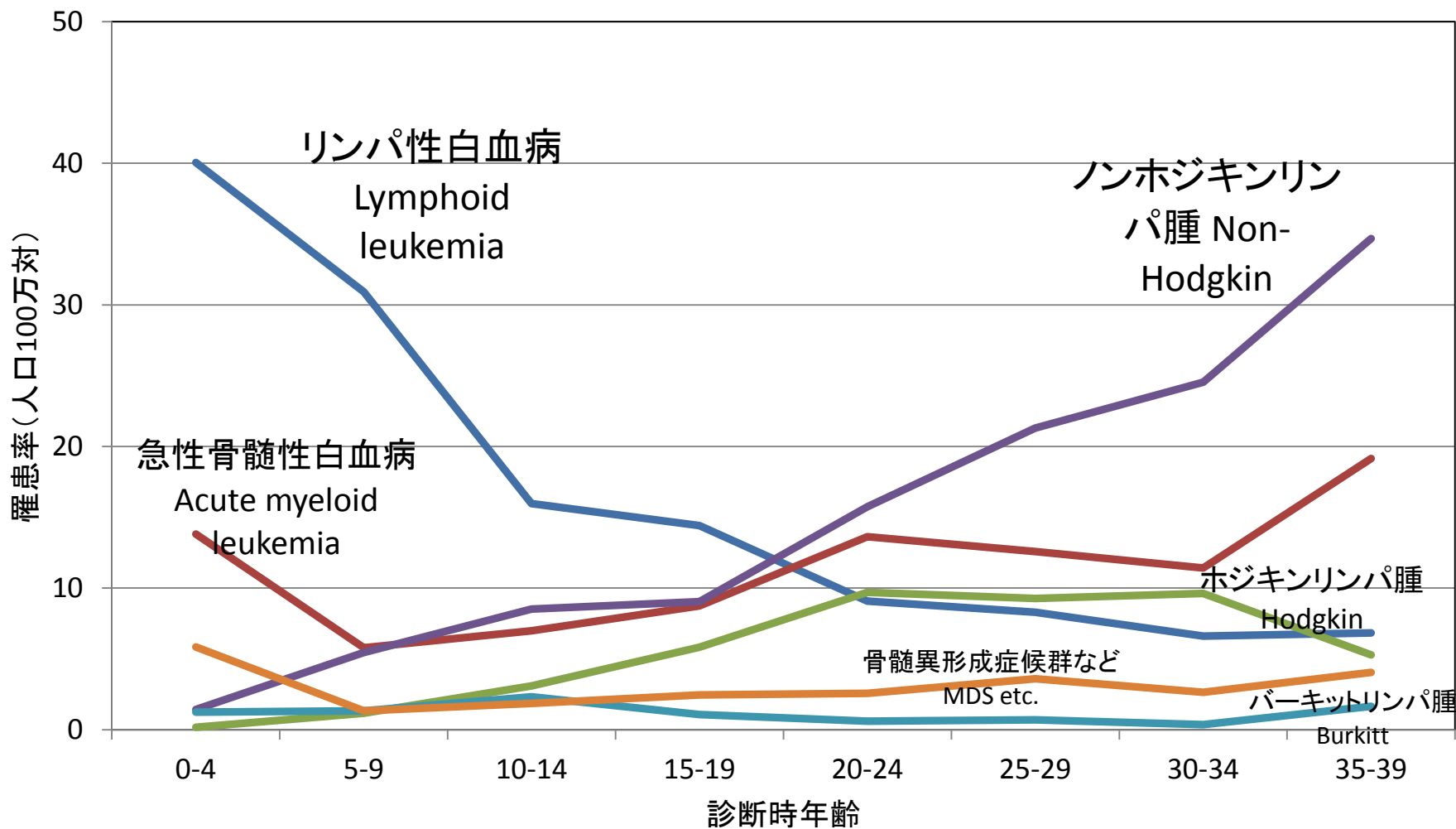
Female



* 悪性腫瘍のみ(脳腫瘍も)

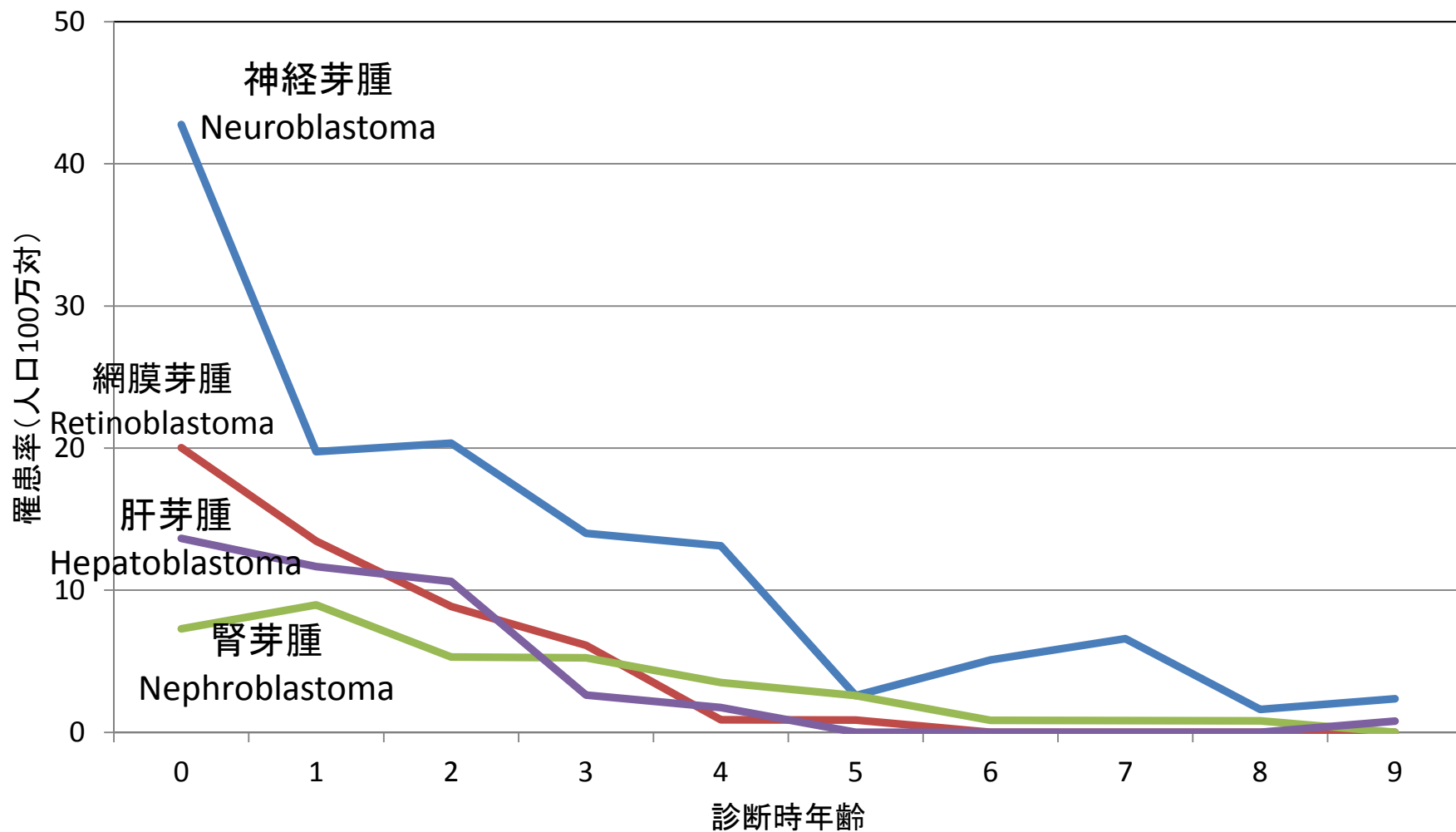
がん種別に見た罹患率の年齢変化

血液腫瘍



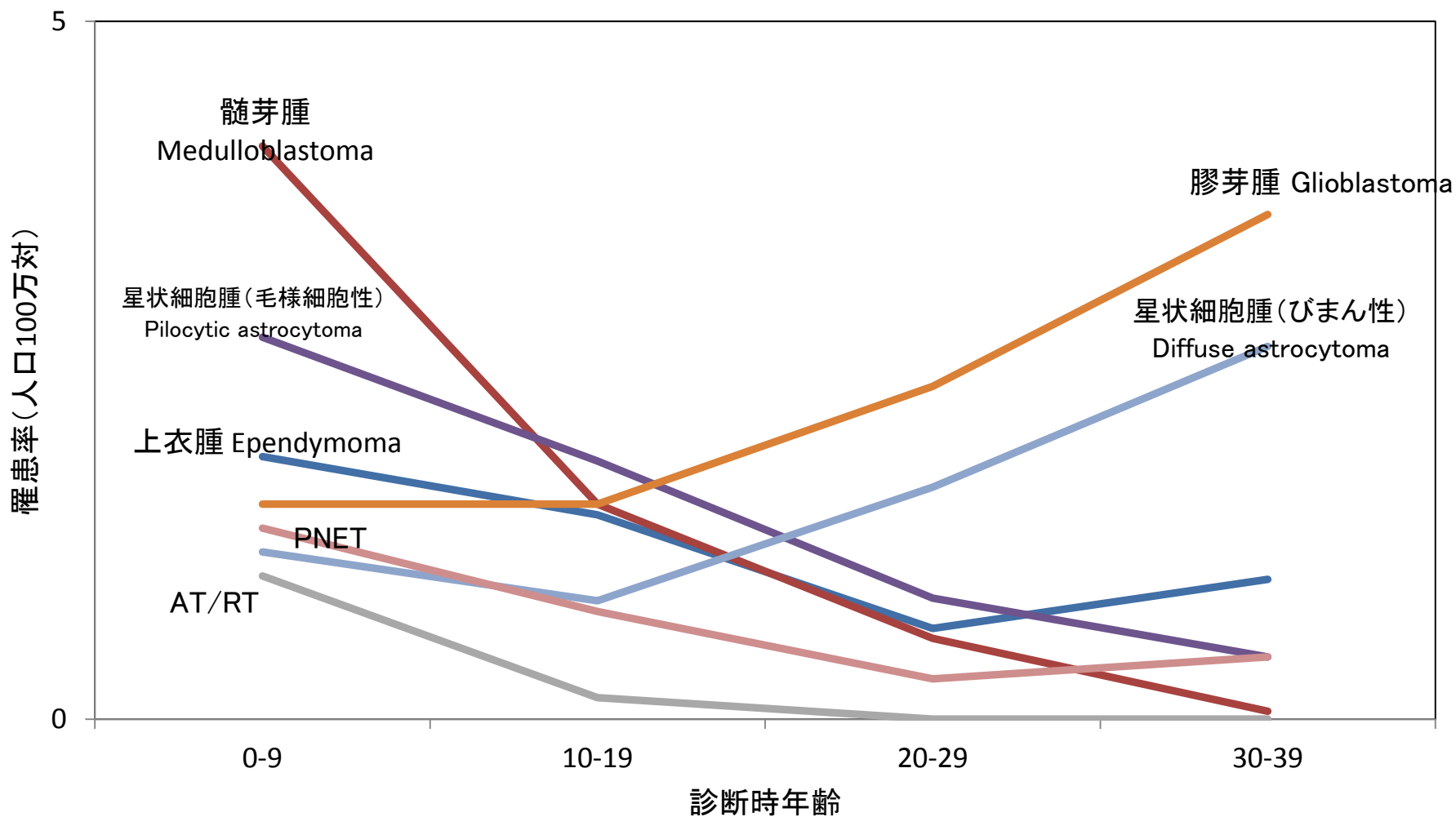
がん種別に見た罹患率の年齢変化

悪性胎児性腫瘍



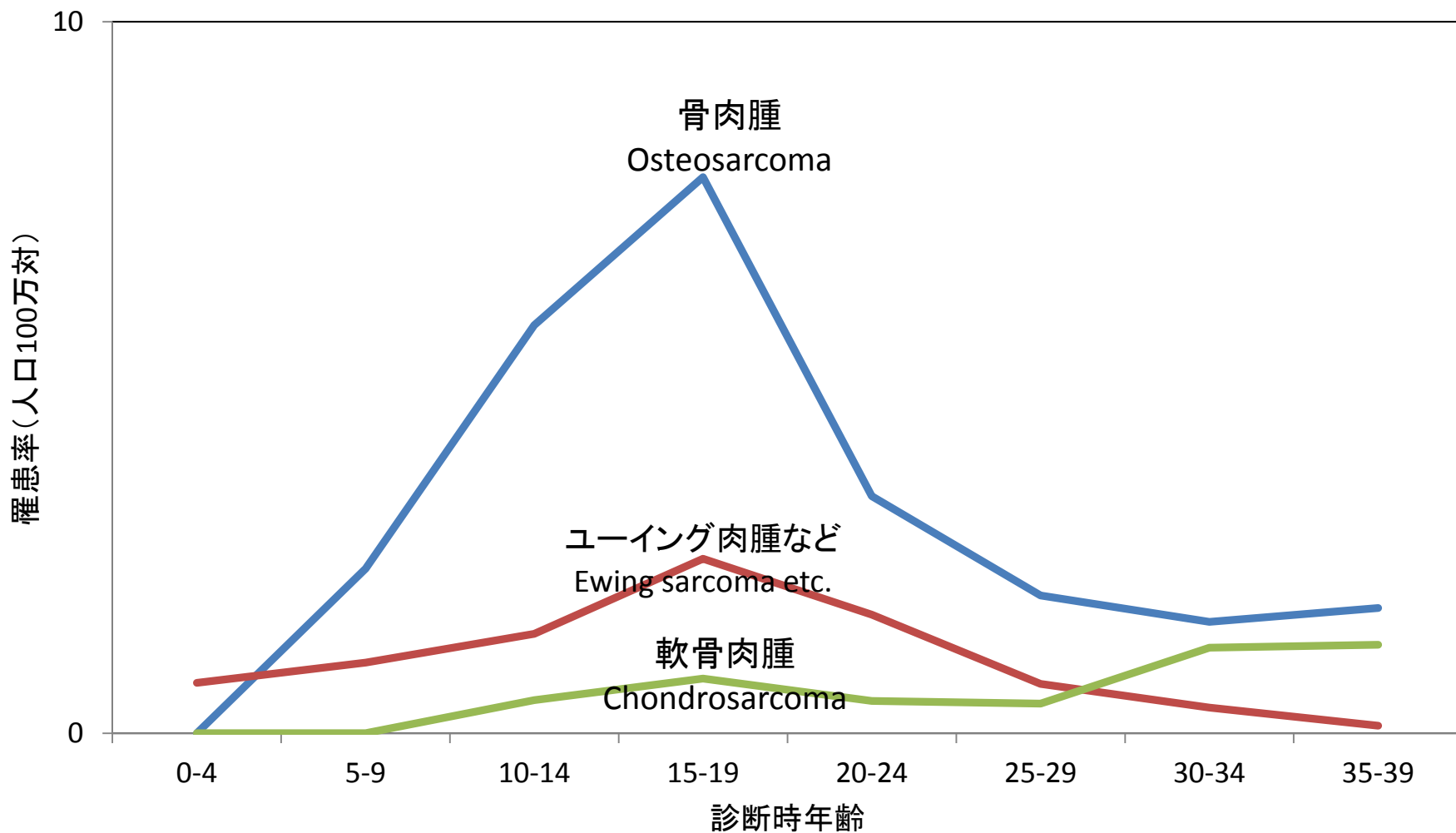
がん種別に見た罹患率の年齢変化

脳・中枢神経腫瘍(良性/良悪不詳含む)



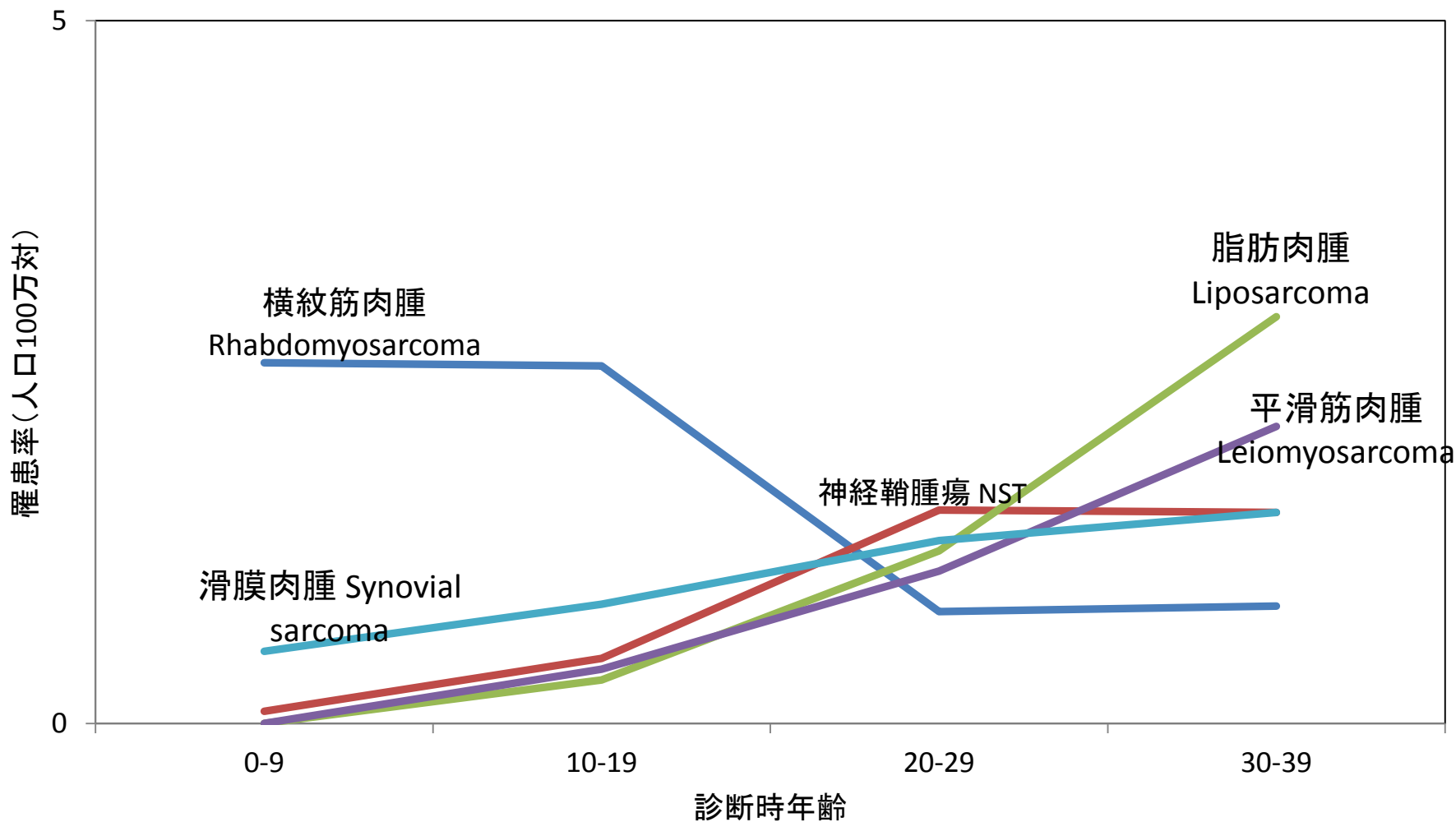
がん種別に見た罹患率の年齢変化

悪性骨腫瘍



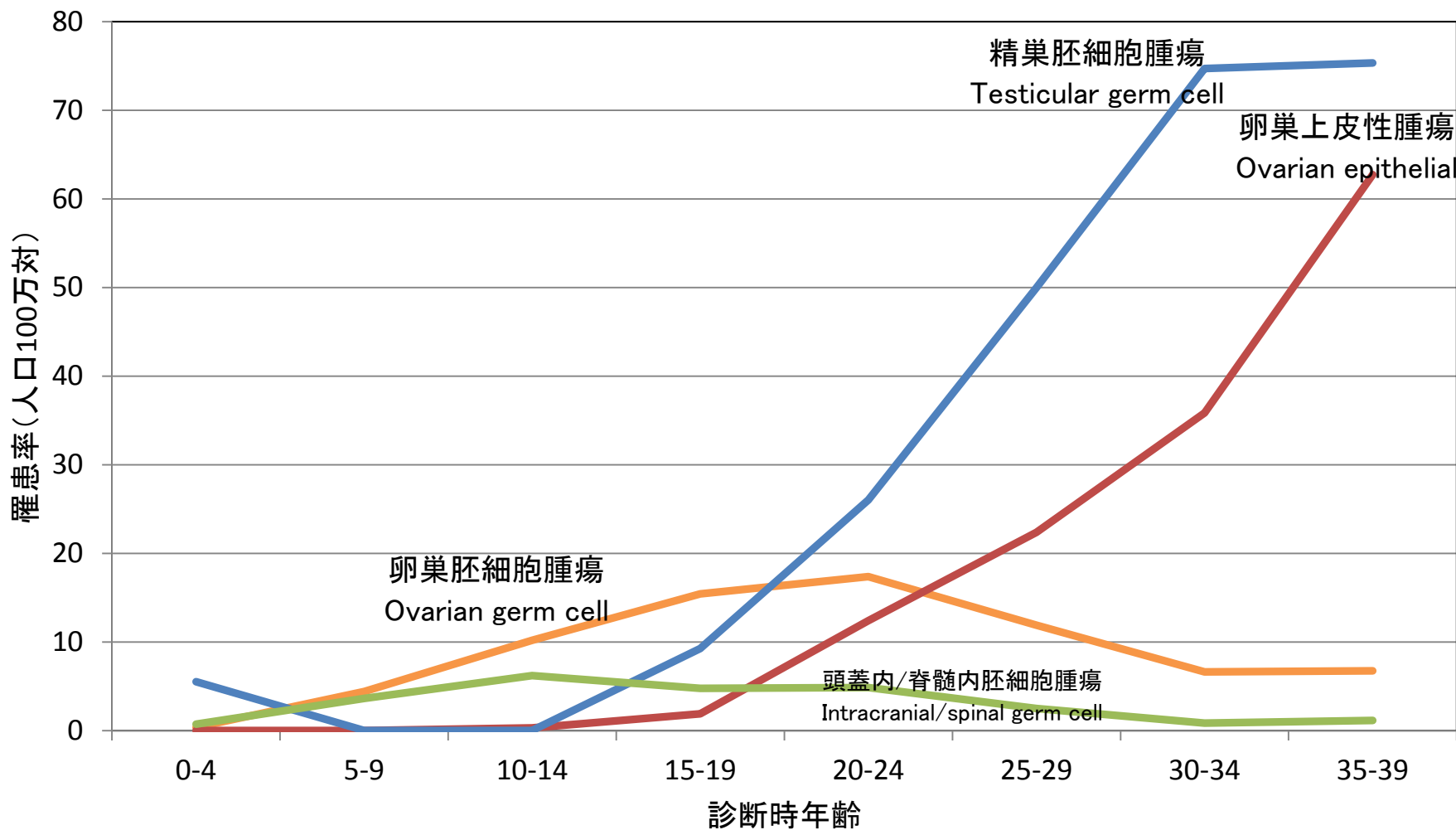
がん種別に見た罹患率の年齢変化

軟部肉腫



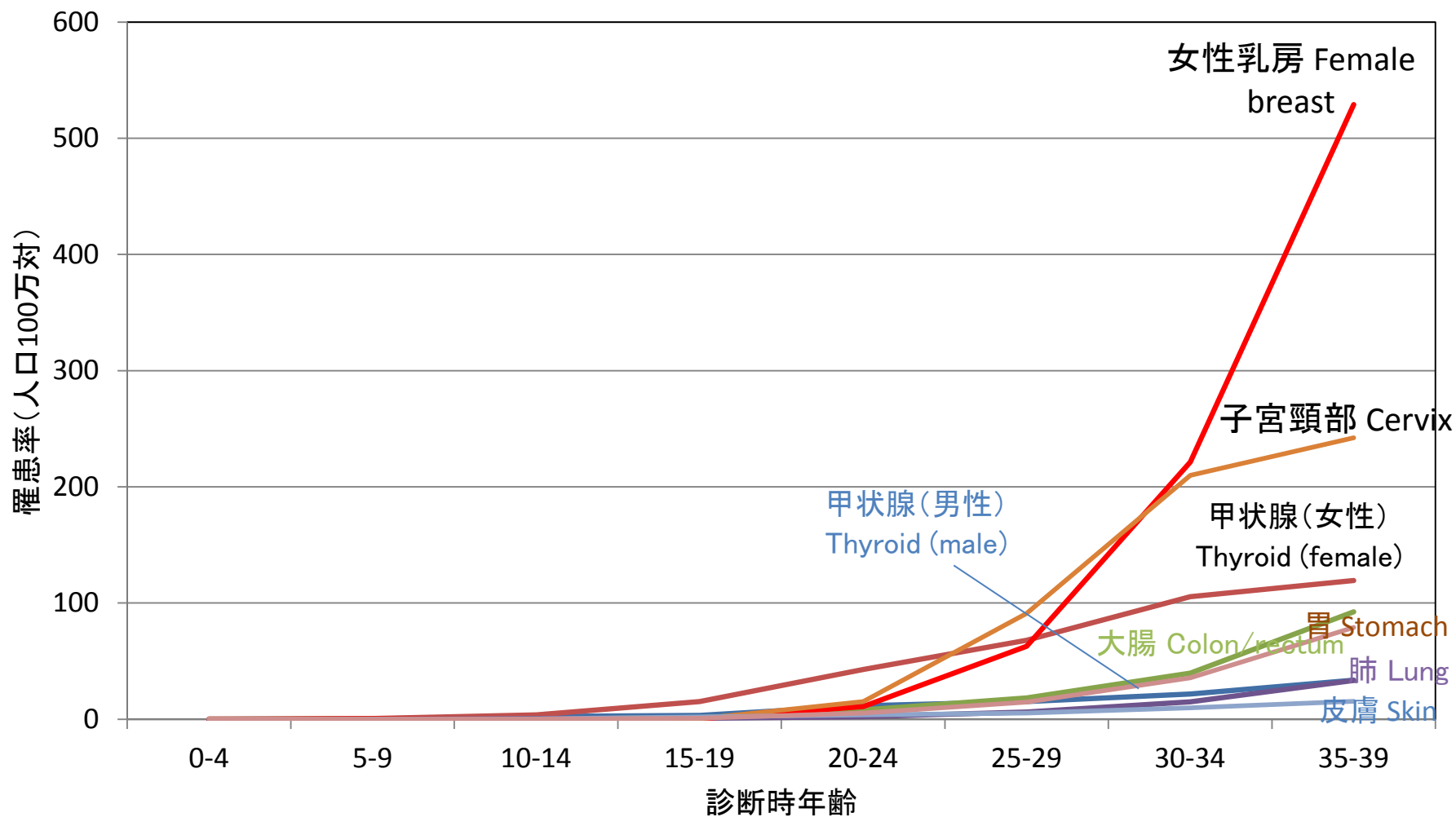
がん種別に見た罹患率の年齢変化

悪性胚細胞/性腺腫瘍



がん種別に見た罹患率の年齢変化

悪性上皮性腫瘍



まとめ

- 個々の希少がんは希だが合わせると主要ながんに匹敵する
- 小児からAYA世代にかけてはいわゆる希少がんのほうが多くを占め、その内訳が大きく変化する
- がん登録の精度向上、標準化により、一定の精度で希少がんの統計が算出可能となりつつある
- 全国がん登録データの公表に向けて、治療開発や療養生活に役立つ統計を、より高い精度で、継続性を担保しながら整備してゆく必要がある

ご清聴ありがとうございました